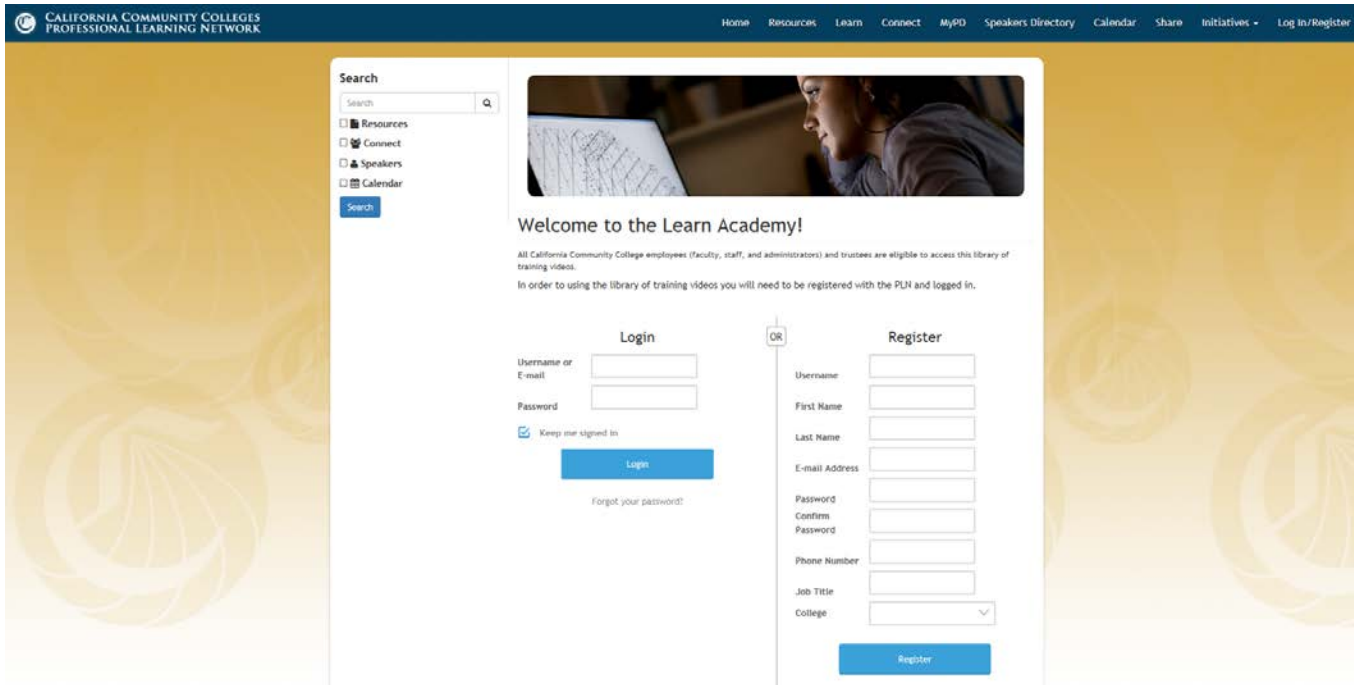


Lynda.com Access

California Community Colleges Professional Learning Network

SOCCCD's Lynda.com access is now provided through the California Community Colleges Professional Learning Network (CCCPLN). To create your Lynda.com profile in CCCPLN, navigate to <https://prolearningnetwork.cccco.edu/learn/>. Login if you have an existing account with CCCPLN or Register.



To Register with CCCPLN

1. Fill out the Registration Form and click Register. You will be notified that an email was sent to activate your account.

Register

Username

First Name

Last Name

E-mail Address

Password

Confirm Password

Phone Number

Job Title

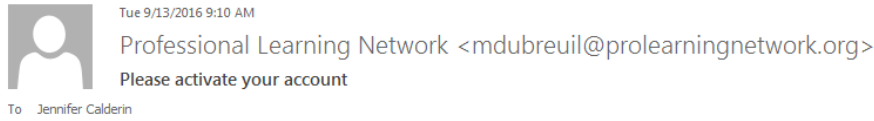
College



Email Activation Required

Thank you for registering. Before you can login we need you to activate your account by clicking the activation link in the email we just sent you.

2. Access your email account to activate your CCCPLN account.



Hi Jennifer Calderin,

Thank you for signing up with Professional Learning Network! To activate your account, please click the link below to confirm your email address:

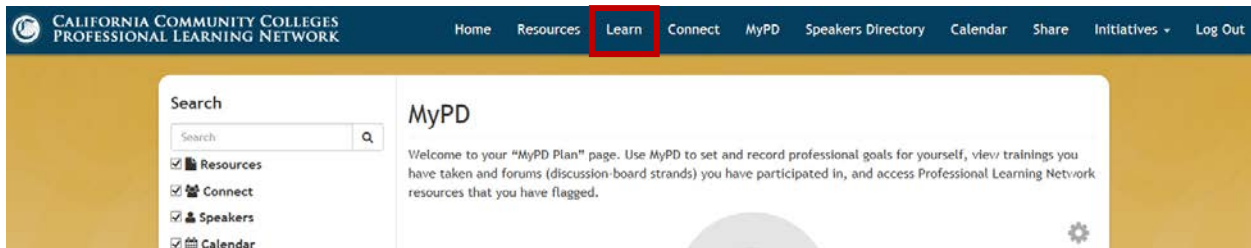
https://prolearningnetwork.cccco.edu?act=activate_via_email&hash=pAhzGQZzEf7fK07KDoFmHmxyEgkUJyhgl1Cfy7tc&user_id=3101

If you have any problems, please contact us at mdubreuil@prolearningnetwork.org

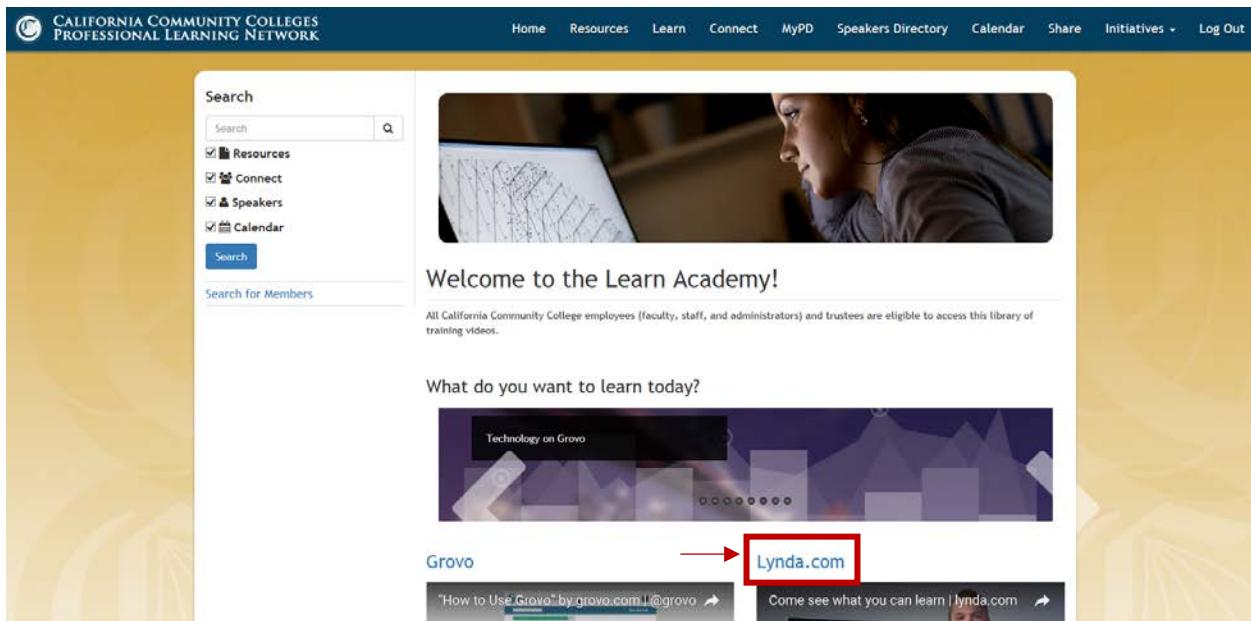
Thanks,
Professional Learning Network

Create Lynda.com Profile

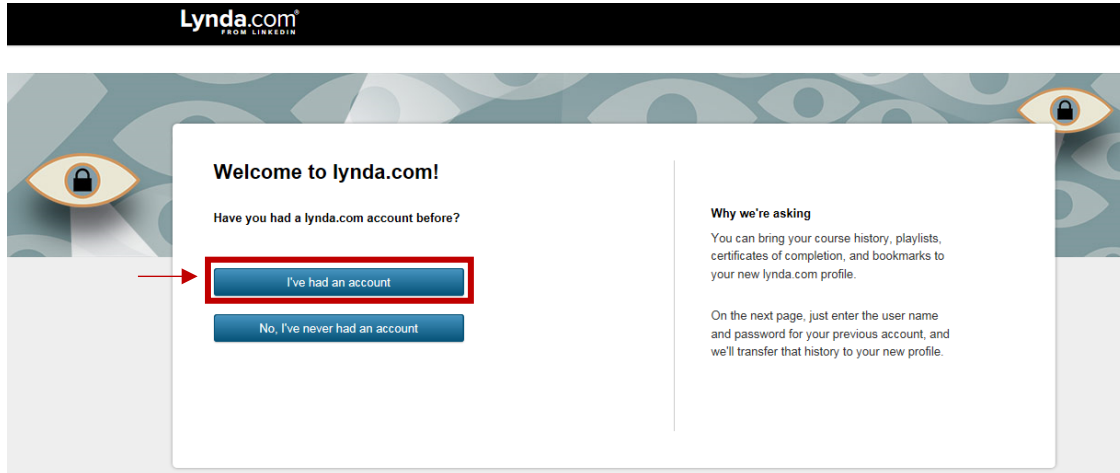
1. Once you are logged in to your CCCPLN account, click on **Learn** from the upper toolbar.



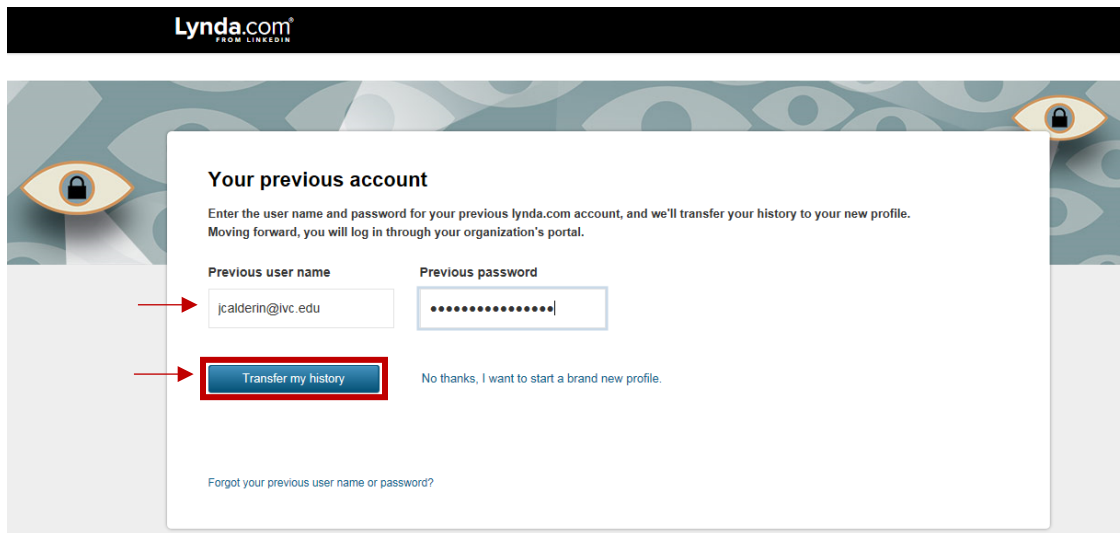
2. Scroll down and click on the **Lynda.com** link.



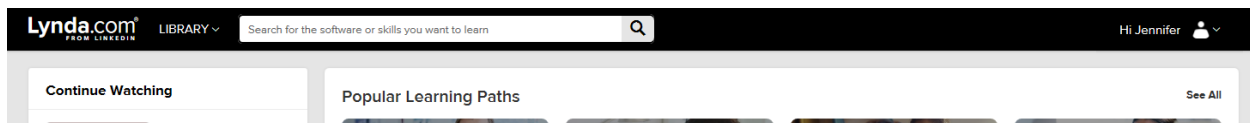
3. Click **I've had an account** if you access an existing Lynda.com account for IVC and would like to migrate your Lynda.com course history, bookmarks, playlists, and certificates of completion. Otherwise, click on No, I've never had an account.



4. If you clicked on I've had an account, enter the **Previous user name** and **Previous password** for your Lynda.com account and click **Transfer my history**. Or, click No thanks, I want to start a brand new profile if you do not want to import your data.



5. You will be logged in and routed to Lynda.com after the transfer is complete.



6. From this point forward, go to <https://prolearningnetwork.ccco.edu/learn/> and login to access Lynda.com.